


1168/9A InfiniiMax II Probes





Locate the user's guide

Download the comprehensive 1168/9A user's guide from the probe's product page at www.keysight.com. The user's guide is also available in Keysight's Probe Resource Center (PRC) which is available at www.keysight.com/find/PRC. The PRC is an application that runs on a PC, Mac, or iOS device.


Compatible Oscilloscopes

S series, 90000 V,X and Q series (with N5442A adapter), 90000A series, 86100D (with N1022B adapter), and 80000B series

To connect the probe to the oscilloscope

1. With the lever in relaxed in position ① push the probe onto the BNC.
2. The lever moves towards the R (release) ② and returns to  symbol.
3. Move the lever towards the  symbol until snug. ③

To disconnect, move and hold the lever at R (release) and pull the probe from the BNC.

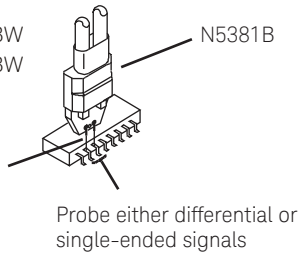


Recommended probe head configurations (listed in order of best performance)

1. N5381B differential solder-in probe head

1169A: 12 GHz BW
1168A: 10 GHz BW

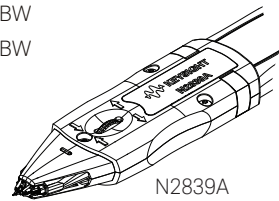
01169-81301
0.007 inch
tin-plated
nickle wire (2)



- Best solder-in connection for differential and single-ended signals.
- Lowest capacitance.
- Wires must be cut to proper lengths (see user's guide).

2. N2839A differential browser probe head

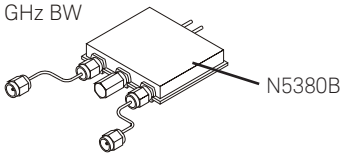
1169A: >12 GHz BW
1168A: >10 GHz BW
 C_{diff} : 0.21 pF
 C_{se} : 0.34 pF



- Probe either differential or single-ended signals.
- Adjustable tip spacing (0 to 3 mm).
- Spring-loaded tips for secure connection.
- Compatible with N2784/5A or N2787A probe positioners.
- For additional tips, order N2837A Replacement Tip Kit.

3. N5380B SMA probe head

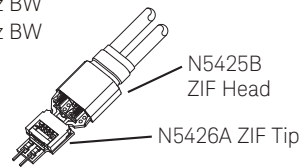
1169A: 12 GHz BW
1168A: 10 GHz BW



- Preserves scope channels for measuring differential signals (vs. A-B).
- Inherent cable loss compensation.
- Common mode termination voltage can be supplied.
- Offset SMA cables adapt to variable spacing.
- Full BW.

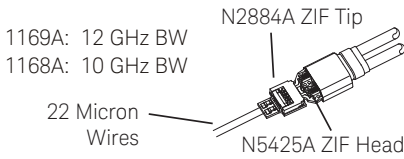
4. N5425B ZIF probe head / N5426A ZIF tip

1169A: 12 GHz BW
1168A: 10 GHz BW



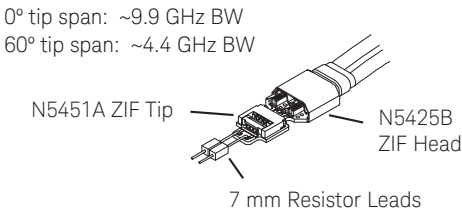
- Very small fine-pitch targets.
- Low cost solder tips for probing multiple test points.
- Full BW.
- Slightly higher loading than solder-in head.

5. N2884A fine wire ZIF tip



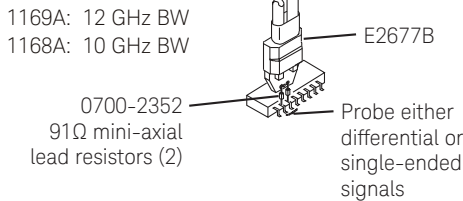
- High fidelity, high BW differential probing of active IC.
- Flat frequency response over entire 12 GHz BW.
- Greater rejection of common-mode noise due to use of local adjacent ground or node.
- Requires the N5425A ZIF head.

7. N5451A long-wire ZIF tip (7 mm)



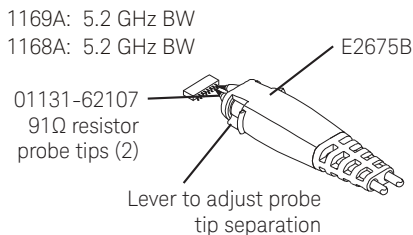
- 7 mm leads provide long reach.
- Accommodate variable-pitch targets.
- Soldered to circuit.

9. E2677B differential solder-in probe head



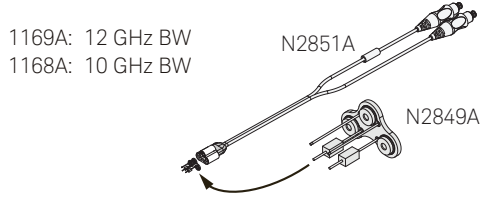
- Acceptable solder-in connection for differential and single-ended signals. N5381B is preferred.
- Higher capacitance than N5381B.
- Resistors must be cut to proper lengths (see user's guide).

11. E2675B differential browser probe head



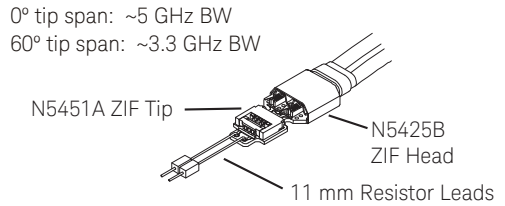
- More general purpose browser than N5382A for differential and single-ended signals.
- Lower BW and higher capacitance than N5382A.

6. N2851A QuickTip probe head



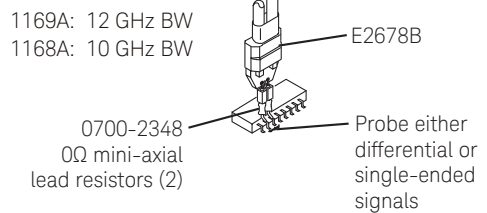
- Easy, secure magnetic connection between head and tip.
- Use N2848A and N2849A with InfiniiMax III+ amp for Infiniimode function
- Accessory: N2849A QuickTip tips (qty 4)

8. N5451A long-wire ZIF tip (11 mm)



- 11 mm leads provide extra long reach.
- Accommodate variable-pitch targets.
- Soldered to circuit.

10. E2678B differential socketed probe head



- Best socketed connection for differential and single-ended signals.
- Slightly higher capacitance than solder-in head.
- Resistors must be cut to proper lengths (see user's guide).

Probe safety information

- Maximum Input Voltage: 30V Peak, CAT I. Maximum non-destructive voltage on each input ground.
- To protect the probe from damage, read the Probe Handling section in the user's guide.
- Refer to the user's guide for additional safety and handling information.
- Probes are ESD sensitive devices particularly at the probe heads. Follow standard ESD precautions when handling.

